

## Blowers Green Primary: School at Home **Year 1**

Monday 20<sup>th</sup> April 2020

E-mail: [yearone@blowers.dudley.sch.uk](mailto:yearone@blowers.dudley.sch.uk)

Good morning Class 1! I hope you have all had a lovely Easter break. I am very happy to say that I will be with you for another three weeks before it is time to have my baby. I am looking forward to continuing to support you in your growth, wellbeing and learning. Let's get started! 😊

Below are your 'School at Home' tasks for today along with any links and resources which will help you to complete your home learning.

As always, you can e-mail me any questions you might have on the e-mail address above. You can also e-mail power point or word-processed tasks to me so I can provide you with feedback on your learning.



All supporting materials and tasks are at the bottom (after the table below). Keep scrolling down to find them!

Good luck and well done for continuing your learning and working so hard! I can't wait to see your work.

**Remember, all of your written work should be in your best kinetic letters.**

Mrs Perry 😊

Subject	Task	Link/Resources
<b>Literacy</b>	Task 1 - Reading Comprehension	What Plants Need to Grow - See below - <b>OR</b> read your favourite storybook to an adult at home.
	Task 2 - Let me know all about your Easter Holidays!  (To complete across the week)	I'm really looking forward to hearing about what you and your family have been doing over the Easter Holidays. You can choose how to complete this activity. You can write me a letter, email me a postcard or you could create a poster. Purple Mash is another option, just don't forget to save it! I can't wait to hear all about your special family time.
<b>Numeracy</b>  <b>Games Week</b>	Number bonds to 10. Extension: Number bonds to 20	Can you teach another member of your family number bonds to 10 (2 numbers which add together to make 10 or any number within 10, e.g. 5+5=10, 3+4=7). By the end of Year 1 you need to know these by heart. You could do the same with number bonds to 20 (12+8 =20, 9+5=14) 😊

		<p>You could play 'Hit the Button' a great online resource to help with learning your number bonds.</p> <p><a href="https://www.topmarks.co.uk/maths-games/hit-the-button">https://www.topmarks.co.uk/maths-games/hit-the-button</a></p>
<b>Phonics</b>	<p>Practise your sounds.</p> <p>Sound Hunt</p>	<p>Choose which sounds you are going focus on, phase 2, 3, 5 or all of them if you want to. The phonic sounds are all below. Print the sounds and cut them up or get an adult to write sounds on a post-it note or pieces of scrap paper, then they could hide them around the house. Go on a sound hunt! How long does it take you to find all of the sounds?</p>
<b>History: Famous People</b>	<p>Create a picture, fact file, information poster all about a famous person in history.</p> <p>I've chosen Florence Nightingale, but you can choose whoever you wish.</p> <p>😊</p>	<p>BBC Bitesize has lots of information to help you.</p> <p><a href="https://www.bbc.co.uk/bitesize/topics/zf49q6f">https://www.bbc.co.uk/bitesize/topics/zf49q6f</a></p> <p>I've included some pictures of possible ways you could complete this activity. You could use Purple Mash as well if you wish.</p> <div data-bbox="622 835 1104 1162" data-label="Image"> </div> <div data-bbox="1134 851 1469 1402" data-label="Image"> </div> <div data-bbox="639 1202 1104 1482" data-label="Form"> <p><b>Florence Nightingale</b></p> <p>You have travelled back in time to 1854, when Florence Nightingale was taking care of injured soldiers during the Crimean War. Use what you saw to write about Florence and her amazing role as a nurse.</p> <div> <p><b>Fact File</b></p> <p>Name: _____</p> <p>Date of Birth: _____</p> <p>Job: _____</p> <p>IDENTITY CARD</p> </div> <div> <p><b>Snapshot!</b></p> <p>What can you see in 1854?</p> <p>Describe Scutari Hospital. What can you see, hear and smell?</p> </div> </div>

### My Florence Nightingale Word Mat



Lady of the Lamp

Florence Nightingale



Turkey



Red Cross medal



Crimean War

charity



Army hospital Scutari



soldier

injured

wounded

<p><b>Science:</b> <b>Plants</b></p> <p><b>To</b> <b>complete</b> <b>across</b> <b>the week.</b></p>	<p>Create a poster identifying and naming different common plants.</p>	<p>Can you name some common plants? Draw, collect, paint or cut out pictures of different common plants and label them. I've included some below to support you with this.</p> <p>Here is a great website with lots of fun crafts and activities based around plants.</p> <p><a href="https://www.rhs.org.uk/education-learning/gardening-children-schools/family-activities/Activities">https://www.rhs.org.uk/education-learning/gardening-children-schools/family-activities/Activities</a></p>
--	--	--

## What Plants Need to Grow

6 To grow properly, a plant needs:

7 • air;

8 • light;

9 • water;

10 • nutrients;

11 • warmth.



16 Why does it need them?

27 • If a seed is not warm enough, it will not germinate.

35 Germination is when the seed starts to sprout.

45 • If a plant does not have enough light, it will

56 grow to be tall and flimsy as it tries to search

63 for light. The plant will probably die.

74 • If a plant is not watered enough, its stem will be

85 fragile and it will have very dry leaves. Again, it will

88 probably not survive.

99 So, where is the best place to grow a healthy plant?

## Quick Questions



1. What do you think would happen if you planted a seed and put it into a cold, dark cupboard?

---



---



2. What is germination?

---



---



3. Find and copy the word that means the same as the adjective 'delicate'.

---



---



4. Where would be the best place to grow a healthy plant?

---



---

# What Plants Need to Grow

6 To grow properly, a plant needs:

7 • air;

8 • light;

9 • water;

10 • nutrients;

11 • warmth.

16 Why does it need them?

27 • If a seed is not warm enough, it will not germinate.

35 Germination is when the seed starts to sprout.

45 • If a plant does not have enough light, it will

56 grow to be tall and flimsy as it tries to search


63 for light. The plant will probably die.

74 • If a plant is not watered enough, its stem will be


85 fragile and it will have very dry leaves. Again, it will

88 probably not survive.

99 So, where is the best place to grow a healthy plant?



# Answers



1. What do you think would happen if you planted a seed and put it into a cold, dark cupboard?

**Accept any sensible answer linked to the text,**

**e.g. It probably wouldn't grow because growing plants need warmth and light.**



2. What is germination?

**Germination is when the seed starts to sprout.**



3. Find and copy the word that means the same as the adjective 'delicate'.

**Accept 'flimsy' or 'fragile'.**




4. Where would be the best place to grow a healthy plant?

**Accept any sensible answer linked to the text,**

**e.g. On a bright window sill with plenty of water.**



# Task 1 - Phonics Challenges Phase 2-5 sounds



\*even

## Science: Plants: To complete across the week

### Wild plants

A wild plant seed grows where it falls. It doesn't need to be planted or cared for as it grows.

### Garden plants

Garden plants are plants that people choose to grow in their gardens.

### Weed

Weeds are wild plants that grow in places where people don't want them.

### Key Knowledge

#### Wild Plants



dandelion



daisy



buttercup



nettles



ivy



dog rose



clover



brambles

#### Garden Plants



fuchsia



pansy



sweet pea



sunflower



rose



lavender



iris